

Zürcher Kunstturnertage 2019 - KM

Rüti

11./12. Mai 2019

EINFÜHRUNGSPROGRAMM







Rg.	Name	Jahrg.	Verein																Total	
1	Leano Frangao	2011	TV Rüti	3.5	12.850	14.0	13.200	23.5	12.150	4	1.5	12.275	23.5	13.300	23.5	13.450	1	20.8	77.225	G
2	Glen Müller	2011	TV Rüti	3.5	12.600	44.0	13.500	13.5	12.150	4	1.5	11.825	73.5	13.300	23.5	13.400	2	20.8	76.775	S
3	Vincent Brombacher	2011	TV Rüti	3.5	12.650	34.0	12.300	63.5	12.200	3	1.5	12.325	13.5	13.500	13.5	13.150	3	20.8	76.125	B
4	Timon Heller	2011	TV Bülach	3.5	12.800	24.0	12.400	43.5	12.400	1	1.5	12.025	33.5	13.000	63.5	12.550	11	20.8	75.175	*
5	Dario Angst	2011	TV Bülach	3.5	12.450	54.0	12.350	53.5	12.300	2	1.5	11.875	53.0	12.700	73.5	12.800	6	20.3	74.475	*
6	Nicolas Mühl	2011	TV Wädenswil	3.5	12.100	63.0	11.350	93.5	10.900	12	1.5	11.300	203.5	12.650	83.5	12.450	15	19.3	70.750	*
7	Nico Iselin	2011	KTV Dietikon	3.0	11.550	83.0	10.350	273.5	11.200	7	1.5	11.900	43.5	13.100	43.0	12.500	14	18.8	70.600	*
8	Séverin Schiesser	2011	TV Rüti	3.0	11.800	74.0	12.500	33.5	9.900	30	1.5	11.275	213.5	13.050	53.0	11.800	30	19.3	70.325	*
9	Fynn Brunner	2010	KTV Dietikon	3.0	11.400	103.0	11.000	153.5	11.000	9	1.5	11.325	163.5	12.500	103.0	12.550	11	18.3	69.775	*
10	Finn Christian Durussel	2010	STV Wetzikon	3.0	10.650	214.0	12.250	73.5	10.800	14	1.5	11.150	253.5	12.550	93.5	12.300	20	19.3	69.700	*
11	Miro Marroni	2012	TV Neftenbach	3.0	11.350	113.0	11.600	83.5	10.950	10	1.5	10.750	403.0	11.800	223.0	12.550	11	17.8	69.000	*
12	Luc Paratte	2011	TV Neftenbach	3.0	10.750	193.0	11.350	93.5	10.700	16	1.5	11.400	143.5	11.800	223.5	12.900	4	18.8	68.900	*
13	Livio Rebsamen	2012	STV Wetzikon	3.0	10.450	223.0	10.600	213.5	11.400	6	1.5	10.700	423.5	12.100	183.5	12.850	5	18.8	68.100	*
14	Noah Bucher	2010	TV Niederglatt	3.5	11.450	93.0	10.900	163.5	9.850	31	1.5	11.325	163.0	11.900	193.5	12.450	15	18.8	67.875	*
15	Julian Tschirky	2011	TV Wädenswil	3.0	11.200	143.0	11.150	123.5	10.950	10	1.5	11.025	293.0	11.750	273.0	11.200	39	17.8	67.275	*
16	Lian Keller	2011	Kutu Freienstein-Rorbas	3.0	11.000	163.0	9.400	443.5	10.850	13	1.5	11.700	93.0	12.150	153.0	12.100	22	17.8	67.200	*
17	Arik Hofmann	2011	TV Bülach	3.0	10.800	183.0	10.350	273.5	10.300	23	1.5	11.550	113.0	11.800	223.5	12.350	19	18.8	67.150	*
18	Corsin Schürmann	2010	TV Wädenswil	3.0	11.250	133.0	9.500	433.5	10.200	24	1.5	11.850	63.0	11.900	193.5	12.200	21	18.8	66.900	*
19	Ari Friess	2011	TV Hegi	3.0	10.250	263.0	9.950	383.5	10.550	19	1.5	11.600	103.0	11.800	223.5	12.700	7	18.3	66.850	*
20	Gian Lechmann	2009	TV Bülach	3.0	10.350	253.0	10.050	353.0	10.050	26	1.5	11.275	213.0	12.250	123.5	12.600	10	17.8	66.575	*
21	Benedek Bösze	2010	TV Hegi	3.0	9.750	343.0	11.150	123.0	10.550	19	3.0	11.325	163.0	11.800	223.0	11.950	26	17.3	66.525	*
22	Leandro Gonzalez	2011	TV Neftenbach	3.0	10.450	223.0	10.900	163.5	10.050	26	1.5	11.500	133.0	11.400	363.0	12.050	25	17.8	66.350	*
23	Matteo Büttner	2011	TV Stäfa	3.0	11.000	163.0	10.050	353.0	9.950	28	1.5	11.775	83.0	11.850	213.0	11.700	31	17.8	66.325	*
24	Liam Estrella	2009	TV Wädenswil	3.0	9.900	313.0	10.900	163.5	10.700	16	1.5	10.850	353.0	11.300	393.5	12.450	15	18.3	66.100	*
25	Loris Haldimann	2011	TV Hegi	3.0	9.950	303.0	10.600	213.0	9.750	32	1.5	10.800	383.0	12.150	153.5	12.650	8	17.3	65.900	*
26	Yann Jakobi	2011	STV Wetzikon	3.0	11.150	153.0	10.750	193.5	9.700	33	1.5	11.550	113.0	11.450	343.0	11.200	39	17.8	65.800	*
27	Aurelio Lechmann	2011	TV Bülach	3.0	9.350	413.0	11.300	113.5	10.700	16	1.5	10.975	313.0	12.350	113.0	10.800	45	17.8	65.475	*
28	Thierry Ott	2010	TV Henggart	3.0	10.400	243.0	11.150	123.5	11.200	7	1.5	11.075	283.0	11.550	312.0	9.650	53	16.3	65.025	*
29	Marius Hausammann	2011	Kutu Freienstein-Rorbas	3.0	9.600	352.5	10.500	233.5	10.400	21	1.5	10.875	343.0	11.750	273.0	11.200	39	16.8	64.325	

Zürcher Kunstturnertage 2019 - KM

Rüti

11./12. Mai 2019

EINFÜHRUNGSPROGRAMM

Rg.	Name	Jahrg.	Verein							Total
30	Ilian Reutter	2010	STV Wetzikon	3.0 11.300 12	3.0 7.400 53	3.5 10.800 14	1.5 11.125 27	2.0 3.0 12.150 15	3.0 11.450 35	17.3 64.225
31	Levin Soland	2011	TV Stäfa	3.0 9.550 37	3.0 10.350 27	3.0 10.350 22	1.5 10.425 49	3.0 11.450 34	3.0 12.100 22	16.5 64.225
32	Lenny Frauenfelder	2011	Kutu Freienstein-Rorbass	3.0 10.700 20	3.0 10.450 24	3.5 8.150 50	1.5 11.000 30	2.0 3.0 11.150 43	3.5 12.650 8	17.8 64.100
33	Lennox von Matt	2012	TV Wädenswil	3.0 9.800 33	3.0 10.450 24	3.0 9.150 38	1.5 11.375 15	2.0 3.5 11.200 42	3.0 11.950 26	17.8 63.925
34	Pietro Carrozza	2011	KTV Dietikon	3.0 10.250 26	2.5 8.750 50	3.5 9.400 36	1.5 10.850 35	2.0 3.5 12.250 12	3.0 12.100 22	17.3 63.600
35	Julian Witschi	2011	TV Niederglatt	2.0 9.350 41	3.0 10.250 31	3.0 9.150 38	1.5 10.400 50	2.0 3.0 11.750 27	3.5 12.450 15	16.3 63.350
36	Lyo Zimmermann	2011	TV Niederglatt	2.0 9.250 45	3.0 10.750 19	3.0 9.150 38	1.5 11.150 25	2.0 3.0 11.400 36	3.0 11.300 38	15.8 63.000
37	Luca Puorger	2010	TV Bülach	3.0 10.150 28	3.0 9.850 39	3.5 10.150 25	1.5 10.700 42	2.0 3.0 11.500 32	3.0 10.550 47	17.3 62.900
38	Eren Gisler	2011	TV Opfikon-Glattbrugg	3.0 9.400 40	3.0 10.200 32	3.0 9.050 42	1.5 10.675 44	2.0 3.0 11.650 30	3.0 11.000 44	16.8 61.975
39	Lionel Huber	2011	TV Neftenbach	3.0 9.600 35	3.0 10.200 32	3.5 9.000 44	1.5 10.675 44	2.0 3.0 11.000 45	3.0 11.400 36	17.3 61.875
40	Jeffrey Menguele	2011	TV Wädenswil	3.0 9.100 46	3.0 10.300 30	3.0 9.650 34	1.5 10.600 46	2.0 3.0 10.100 51	3.5 11.950 26	17.0 61.700
41	Elias Baumann	2009	STV Wetzikon	3.0 9.850 32	3.0 9.650 41	3.0 9.450 35	1.5 11.200 23	2.0 3.0 10.600 50	3.0 10.800 45	17.3 61.550
42	Gian Bislin	2010	TV Wädenswil	3.0 9.550 37	3.0 9.700 40	3.0 9.950 28	1.5 10.775 39	2.0 3.0 11.000 45	3.0 10.500 48	16.5 61.475
43	Nik Frei	2012	TV Neftenbach	3.0 9.550 37	3.0 10.050 35	3.0 8.250 48	1.5 10.925 32	2.0 3.0 11.100 44	3.5 11.500 34	17.3 61.375
44	Ilario Mägli	2011	TV Rümlang	3.0 10.100 29	3.0 9.050 46	3.0 9.150 38	1.5 10.725 41	2.0 3.0 10.650 47	3.0 11.100 42	16.8 60.775
45	Nicolas Bachmann	2012	TV Wädenswil	3.0 9.300 43	3.0 10.400 26	3.0 8.300 47	1.5 11.325 16	2.0 3.0 9.350 53	3.5 11.650 32	17.8 60.325
46	Fredric Frei	2012	TV Stäfa	3.0 9.300 43	3.0 7.600 52	2.0 8.250 48	1.5 10.900 33	2.0 3.0 12.200 14	3.0 11.850 29	15.5 60.100
47	Muhamad Diab	2011	KTV Dietikon	3.0 9.100 46	3.0 9.000 47	3.0 8.150 50	1.5 10.575 47	2.0 3.0 11.300 39	3.0 11.350 37	16.5 59.475
48	Karim Semytkivska	2011	TV Opfikon-Glattbrugg	3.0 7.800 50	3.0 9.550 42	3.0 9.250 37	1.5 10.475 48	2.0 3.0 11.300 39	3.0 11.050 43	16.8 59.425
49	Theo Howard	2011	STV Wetzikon	3.0 9.050 48	3.0 8.700 51	3.5 9.050 42	1.5 10.400 50	2.0 3.0 10.650 47	3.0 11.550 33	17.3 59.400
50	Levin Caviola	2011	Kutu Freienstein-Rorbass	2.0 7.950 49	3.0 10.100 34	3.0 7.850 52	1.5 11.175 24	2.0 3.0 11.500 32	3.0 10.100 51	15.8 58.675
51	Aleksander Chlebny	2011	TV Stäfa	3.0 7.750 51	3.0 9.250 45	3.0 8.400 46	1.5 10.825 37	2.0 3.0 11.350 38	3.0 10.100 51	16.8 57.675
52	Jérôme Corfu	2010	TV Henggart	2.0 6.550 53	3.0 9.000 47	3.0 8.750 45	1.5 10.325 52	2.0 3.0 10.650 47	2.0 10.300 49	14.8 55.575
53	Lorenzo Quadraccia	2011	TV Opfikon-Glattbrugg	2.0 7.700 52	3.0 8.800 49	3.0 7.350 53	1.5 10.050 53	2.0 3.0 10.100 51	3.0 10.250 50	15.8 54.250